

WORKMATE®

All-Purpose Work Center and Vise



79-001 Dual Height WORKMATE



79-002 Standard Single Height WORKMATE

NEW



79-003 Single Height WORKMATE

Black & Decker® WORKMATE®

Black & Decker WORKMATE is possibly the most versatile equipment ever made for the do-it-yourselfer. Completely portable. Can be set up anywhere—in workshop, garage,

or on work site. Folds flat for easy storage. Very useful to on-the-job professionals too.

It's a giant vise and sawhorse all in one! Vise holds materials up to 12" wide. Double adjust-

SWIVEL GRIPS

Hold odd shapes and lumber up to 12" wide.

WISE JAWS

29" long, open to 5¼" capacity

INDIVIDUALLY ADJUSTABLE HANDLES

Permit wedge shapes to be held in vise jaws.

FOLDING LEGS

Allow two working heights: 31¼" and 23¼".

BASEBOARD

Place foot here for additional operating stability.

ADJUSTABLE FEET

For leveling WORKMATE on uneven floor.

WORKMATE

in saw horse height position, 23¼" high

Rear ADJUSTABLE FEET

for leveling WORKMATE on uneven floor.

Front ADJUSTABLE FEET

for leveling WORKMATE

79-001 Dual-Height WORKMATE

29" wide, 31¼" high, 26" deep. Folds to 29½" high, 7½" deep, 29" wide. Work table: 9¼" deep, closed; 15¼" deep, open. Max. vise bar opening: 5¼". Max. capacity, using pegs: (work held parallel to vise bars) 12" wide; (work held diagonally to vise bars) 21" wide. Height of work surface (with legs open) 32¼", (with legs folded in) 23¼". Floor area: (depth, front to back) 26", (max. width) 38". Net wt 34½ lbs, ship wt 39½ lbs.



NEW

79-002 Standard Single Height WORKMATE

- Fully assembled, just open up
- Sturdy steel base
- Comfortable step for steadying work with foot
- Convenient tool box for holding small tools and accessories
- Folds for easy carrying and storage
- 32" wide, 31¼" high, 23½" deep
- Folded: 32" wide, 37½" high, 8" deep
- Work table 9⅞" deep, closed; 15¼" deep, open. Vise jaws 23¼" wide. Max. vise bar opening 5¼". Max. capacity, using pegs: (work held parallel to vise bars) 12"; (work held diagonally to vise bars) 21"; net wt 25 lbs, ship wt 30 lbs.



NEW

79-003 Single Height WORKMATE

- Shipped unassembled
- Base of sturdy steel
- Folds for easy carrying and storage
- 32" wide, 31¼" high, 23½" deep
- Folded: 32" wide, 36¼" high, 5½" deep
- Work table 9⅞" deep, closed; 15¼" deep, open. Vise jaws 23¼" wide. Max. vise bar opening: 5¼". Max. capacity, using pegs: (work held parallel to vise bars) 12" wide; (work held diagonally to vise bars) 21" wide. Net wt 22 lbs, ship wt 27 lbs.

79-010 Swivel Pegs (2)

For additional versatility in holding objects or to replace lost pegs.

CAUTION:

1. Do not apply weight in excess of 350 pounds.
2. Not to be used as a stepladder or standing platform.
3. Read instruction manual before using.


®: Trademark of The Black and Decker Manufacturing Company




ment levers on vise permit holding wedge shapes. Swivel pegs hold irregular and circular objects. Horizontal V-grooves in vise jaws grip tubular pieces. WORKMATE does exactly

what its name implies. It is your helper in making do-it-yourself projects easier, more comfortable to do. You'll wonder how you ever did without one. You can work all around your


project rather than on one side as you must with a permanent work bench.




Workmate in sawhorse height position for comfortable sawing.



2' x 6' x 1/2" piece of plywood mounted on a 2x4 three feet long, placed in vise jaws, makes a table for paper hanging jobs.




Vise jaws adjust to take wedge shapes.




Horizontal V-grooves grip tubular objects.




Pegs hold irregular and circular objects.



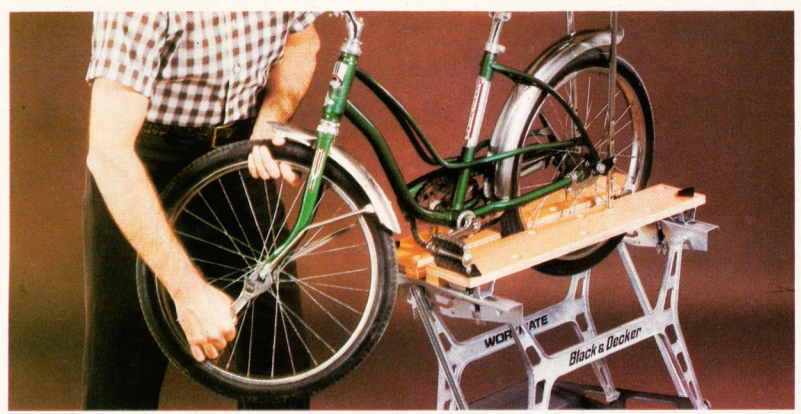
Vise holds hard to handle pieces.



Grooved vise jaws allow vertical grip on pipe and tubing.



Completely portable.





Put repair work right at your fingertips.





Makes routing easier.

3 precision accessories make WORKMATE® more valuable than ever.





79-011 GRIPMATE™ Clamp

- An easily operated tool that clamps parts for gluing, holds items for sawing, drilling, sanding, routing on a horizontal surface
- Fits into holes in WORKMATE vise jaws or any other work surface
- Adjustable to heights up to 3¾"
- Can be rotated 360°
- Has up to 100 lbs. clamping force
- Does not mar work surface



79-012 MITREMATE™ Saw Guide

- Designed for use with WORKMATE and any 7¼" circular saw
- Provides greater degree of accuracy
- Use for cutting rafters, floor joists, studs, window and base trim, aluminum siding
- Mitres from 30° to 90° in 5° increments
- Permits sawing at 90° with maximum board width of 17"
- Allows sawing at 30°, 7¼" maximum board width; using MITREMATE in opposite direction, maximum board width is 4"
- Maximum board thickness: 2⅝"
- Cutting Depth: 90° 1⅝", 45° 1⅝"



79-013 ROUTERMATE™ Shaping Guide

- Designed to be used with most routers to perform shaping and routing on WORKMATE
- Use with all Black and Decker routers
- Can also be used with any consumer-type router with a 6" or less diameter base plate with 3 equally spaced mounting screws not larger than ⅜" diameter
- Use for routing edges, beading, free hand routing of fancy designs, etc.
- Work is guided by fence, router is rigidly held
- Adjustable width and depth
- Maximum wood thickness 1⅝"
- Maximum diameter of cutter 1" diameter
- Makes routing easier



Black & Decker®