



# Black & Decker® Workmate™

ALL-PURPOSE WORK CENTER AND VISE



TM: A trademark of The Black & Decker Mfg. Co.





# Black & Decker®

Possibly one of the most versatile pieces of equipment yet devised for the do-it-yourselfer. Completely portable. Can be set up anywhere—in workshop, garage, or on work site. Folds flat for easy storage. Very useful to on-the-job professionals too.

It's the Black & Decker WORKMATE, a foldaway, portable work center, giant vise and sawhorse all in one!


Vise holds materials up to 10" wide. Double adjustment levers on vise permit holding wedge shapes. Swivel grip pegs hold irregular and circular objects. Horizontal V-grooves in vise jaws grip tubular pieces.

WORKMATE does exactly what its name implies. It is your

helper in making do-it-yourself projects easier, more comfortable to do. You'll wonder how you ever did without it.

29" wide, 32¼" high, 26" deep. Folds to 29½" high, 7½" deep, 29" wide. Work table: 9¾" wide, closed; 19¾" wide, open. Maximum vise bar opening: 4". Maximum capacity: (work held parallel to vise bars) 10" wide; (work held diagonally to vise bars) 24" wide. Heights of work surface (with legs open) 32¼", (with legs folded in) 23¼". Floor area: (depth, front to back) 26", (max. width) 38". Net wt 32½ lbs, ship wt 37½ lbs.

CAUTION: WORKMATE should not be used as a stepladder or standing platform and weight in excess of 350 pounds should not be applied to it.



**VISE JAWS**  
29" long, open  
to 4" capacity.

**INDIVIDUALLY  
ADJUSTABLE  
HANDLES**  
Permit wedge shapes  
to be held in vise  
jaws.

**SWIVEL GRIPS**  
Hold odd shapes  
and lumber up to  
10" wide.

**ADJUSTABLE FEET**  
For leveling Workmate  
on uneven floor.

**FOLDING LEGS**  
Allow two working  
heights: 32¼" and  
23¼".

**BASE BOARD**  
Place foot here for  
additional operating  
stability.

**79-010 Swivel Pegs (2).**

For additional versatility in holding  
objects or to replace lost pegs.


TM: A trademark of The Black & Decker Mfg. Co.




# Workmate<sup>T.M.</sup>

All-purpose work center & vise

Model No. 79-001




Completely portable




Horizontal V-grooves grip tubular objects



Vise holds hard to handle pieces



Ideal for using power equipment




Pegs hold irregular and circular objects




Vise jaws adjust to take wedge shapes



Put repair work right at your fingertips




Makes routing easier




Grooved vise jaws allow vertical grip on pipe and tubing




# Workmate<sup>T.M.</sup> lets you take stationary power equipment to the job; lets you have a versatile power tool work center.



To use power equipment with WORKMATE, simply make individual mounting blocks (see drawing above) for your different power tools and place blocks in jaws of vise. This saves workbench space in your workshop and makes your power equipment completely portable. Securely mount tool accessories to mounting board with screws or bolts.



The block on the underside of the board is held in the jaws of Workmate. The power unit is secure and safe for use.



Set at the "workbench" height, Workmate is a good mount for cleaning rusty tools and equipment.




Your power drill and drill press can go along with you on any job—across town or into the next room.

Always wear safety glasses when using power tools mounted on WORKMATE, or when using them elsewhere.



You'll want to use all of your power accessories more often. Take buffing—it's easier and more convenient with Workmate.



Add power equipment you never thought you had room for—grinding is safe and secure with Workmate as your workbench.



**Black & Decker**® TOWSON, MARYLAND 21204

Form 0437 10/75  
Printed in U.S.A.