



**Black & Decker**

## **WORKMATE**

### All-Purpose Work Center & Vise

Black & Decker's exclusive WORKMATE® is possibly the most versatile equipment ever made for the do-it-yourself. Completely portable. Can be set up anywhere—in workshop, garage, or on work site. Folds flat for easy storage. Very useful to on-the-job professionals too.

It's a giant vise and sawhorse all in one! Vise holds materials up to 12" wide. Can hold objects up to 21" diagonally. Double adjustment levers on vise permit holding wedge shapes. Swivel pegs hold irregular and circular objects. V-grooves in vise jaws grip tubular pieces. WORKMATE does exactly what its name implies. It is your helper in making do-it-yourself projects easier, more comfortable to do. You'll wonder how you ever did without one. You can work all around your project rather than on one side as you must with a permanent work bench.



**When America has a job to do,  
it reaches for Black & Decker.**



## WORKMATE®

### 79-001 Improved Dual-Height WORKMATE®

- Stronger steel frame
- Fully assembled
- Feet adjustable for leveling on uneven floors
- Folding legs allow two working heights: 31-7/8" work bench height, 23-3/4" saw horse height
- Comfortable step for steady work with foot
- 29" vise jaws open to 5-1/4" wide
- Swivel grips hold odd shapes and lumber up to 12" wide
- Can hold objects up to 21" diagonally
- Individually adjustable handles permit wedge shapes to be held in vise jaws
- Folds for easy carrying and storage
- Net wt 36-1/2 lbs
- 29" wide, 31-1/4" high, 26" deep. Folds to 29-1/2" high, 7-1/2" deep, 29" wide

### 79-003 Single Height WORKMATE®

- Base of sturdy steel
- Folds for easy carrying and storage
- 32" wide, 31-1/4" high, 23-1/2" deep
- Swivel grips hold odd shapes up to 12" wide
- 23-1/4" vise jaws open to 5-1/4" wide
- Can hold objects up to 21" diagonally
- Folded: 32" wide, 36-1/4" high, 5-1/2" deep
- Shipped unassembled
- Net wt 22 lbs






## WORKMATE®

### 79-020 Bench Top WORKMATE® All-purpose work center and vise. NEW


- Can be mounted with included clamps on any work surface up to 2-1/2" thick
- Can be mounted on any smooth work surface with attached suction cups without use of clamps
- 16" vise jaws open to 5-1/4" wide
- Swivel grips hold odd shapes and lumber up to 12-1/2" wide, up to 14" diagonally
- Individually adjustable handles permit wedge shapes to be held in vise jaws
- Work surface tilts to 15°, 30° and 45° positions for use in craft and hobby work
- 16" wide work table accepts most mounted power tools, ROUTERMATE and GRIPMATE
- Accessory metal covers protect vise jaws against metal objects and holds them more securely
- V-grooves in vise jaws hold pipe or tubing in horizontal or vertical positions
- Can be hung on wall or stored under workbench when not in use
- 16" wide, 6-1/2" high, 16" deep
- 14 lbs net wt

Accessory for 79-020 Bench Top WORKMATE®  
**79-090** Metal Vise Jaw Covers







Completely portable.



GRIPMATE™ Clamp accessory holds tight for greater precision.



Vise holds hard to handle pieces.




MITREMATE™ Saw Guide accessory adds accuracy to cuts.



Vise jaws adjust to take wedge shapes.



ROUTERMATE™ Shaping Guide accessory makes routing easier.



Pegs hold irregular and circular objects.



V-grooves grip tubular objects.


Three precision accessories make WORKMATE® more valuable than ever.

#### 79-011 GRIPMATE™ Clamp



- An easily operated tool that clamps parts for gluing, holds items for sawing, drilling, sanding, routing on a horizontal surface
- Fits into holes on WORKMATE vise jaws or any other work surface with 3/4" hole
- Adjustable to heights up to 3-3/4"
- Can be rotated 360°
- Has up to 100 lbs. clamping force
- Does not mar work surface

#### 79-012 MITREMATE™ Saw Guide



- Designed for work with WORKMATE® and any 7-1/4" circular saw with maximum shoe length of 15". (Can't be used with 79-020 bench top WORKMATE®).
- Provides greater degree of accuracy
- Use for cutting rafters, floor joists, studs, window and base trim, aluminum siding
- Mitres from 30° to 90° in 5° increments
- Permits sawing at 90° with maximum board width of 17"
- Allows sawing at 30°, 7-3/4" maximum board width; using MITREMATE in opposite direction, maximum board width is 4"
- Maximum board thickness: 2-7/8"
- Cutting depth: 90° 1-5/8"; 45° 15/16"

#### 79-013 ROUTERMATE™ Shaping Guide



- Designed to be used with most routers to perform shaping and router on WORKMATE
- Use with all Black & Decker routers
- Can also be used with any consumer-type router with a 6" or less diameter base plate with 3 equally spaced mounting screws not larger than 3/16" diameter
- Use for routing edges, beading, free hand routing of fancy designs, etc.
- Work is guided by fence, router is rigidly held.
- Adjustable width and depth
- Maximum wood thickness 1-5/8"
- Maximum diameter of cutter 1"
- Makes routing easier

#### 79-010 Swivel Pegs (2)

For additional versatility in holding objects, or to replace lost pegs