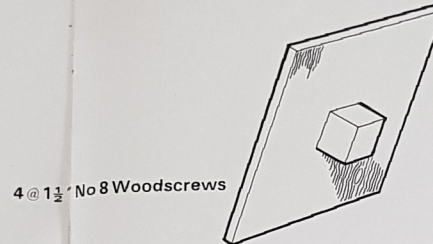


Simple Jigs and Fixtures for your ***Black & Decker Workmate***

INTRODUCTORY NOTE

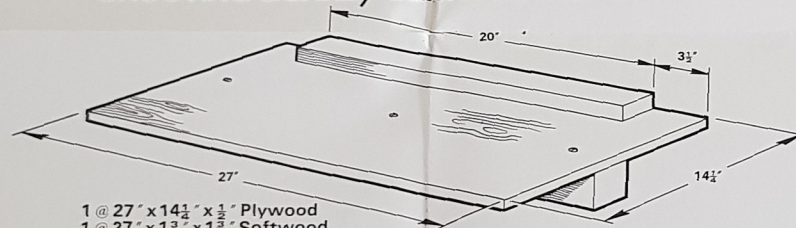
These simple jigs and fixtures represent a small selection of ideas designed to extend the already wide versatility of the Black and Decker Workmate. They are all intended to be gripped between the vice jaws by use of a screwed, or screwed and glued, block or batten. Relatively easy to make, they may be altered in size and material to suit individual requirements.

POWER TOOL MOUNTING BOARD




NOTE 1
Attachments such as the Black and Decker GD80 Vertical Drill Stand, the D980 Horizontal Drill Stand and the D990 Portable Saw Bench, may be screwed down to a suitable sized piece of plywood, to the underside of which is attached a block or batten. The block or batten when gripped securely in the Workmate vice jaws provides extra safety and accuracy in the operation of the attachment.

SHOOTING BOARD/BENCH HOOK



- 1 @ 27" x 14 1/2" x 1/2" Plywood
- 1 @ 27" x 1 1/2" x 1 1/2" Softwood
- 1 @ 20" x 1 1/2" x 1/2" Softwood
- 3 @ 1" No 8 Woodscrews
- 3 @ 1 1/2" No 8 Woodscrews


EXTENSION BENCH TOP (WITH SLOT FOR TOOLS)



- 1 @ 27" x 1 1/2" x 1 1/2" Softwood
- 1 @ 27" x 21 1/2" x 1/2" Plywood
- 3 @ 1 1/2" No 8 Woodscrews

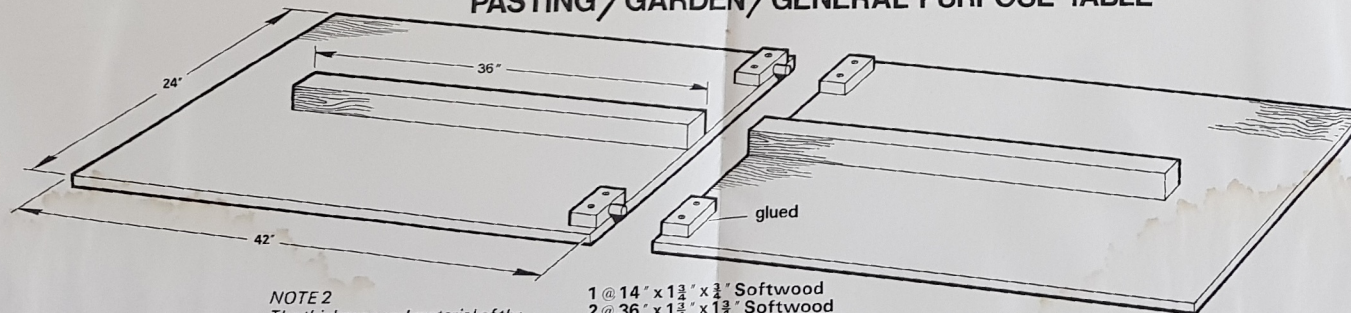
NOTE 3
The 1" slot may be widened to 1 1/2" over half its length to take tools with larger handle sizes than 1".

BENCH STOP



- 1 @ 13 1/2" x 4" x 1/2" Plywood
- 1 @ 4" x 1 1/2" x 1 1/2" Softwood
- 2 @ 1 1/2" No 8 Woodscrews

PASTING/GARDEN/GENERAL PURPOSE TABLE



NOTE 2
The thickness and material of the surface may be varied dependant on the function of the table.

- 1 @ 14" x 1 1/2" x 1/2" Softwood
- 2 @ 36" x 1 1/2" x 1 1/2" Softwood
- 2 @ 42" x 24" x 1/2" Blockboard
- 8 @ 1 1/2" No 8 Woodscrews
- 2 @ 2 1/2" x 3/8" Dowel